







Fire Evacuation Procedure

In all instances the teacher will be the last out.

Room	Form / Year	Primary Evacuation Route	Secondary Evacuation Route	Toilet Sweep
Nursery / Quiet Room	Nursery	Door into the garden	n/a	Teacher in F4 classroom
Reception Classroom	Reception	Door by the bin store	Door into the garden	Teacher in F4 classroom
Garden Room 1	Form 1 / 2	Nearest available exit	Nearest available exit	Garden Room: Last adult out of Garden Room 2
Garden Room 2	Form 1 / 2	Nearest available exit	Nearest available exit	
Old School 1	Form 3	Front door of Old School	Doors out of the Quiet Room	Old School: Teacher in F4 classroom
Old School 2	Form 4	Front doors of Old School	Doors out of the Quiet Room	
New Block 1	Form 5	Rear fire door	Front door of the New Block	New block: Teacher in F6 classroom
New Block 2	Form 6	Front door of New Block	Rear fire door	

Fire Lines: on the Playground facing The Green.

High Black Fence & Boundary Wall							Minibus Parking & Nursery Garden
	F O R M 6	F O R M 5	F O R M 4	F O R M 3	F O R M 1 & 2	FU	

NON-TEACHING STAFF & VISITORS

SCHOOL BUILDINGS

